

Scaled data based on original data using
LM-79-08 Approved Method: Electrical and Photometric Measurements of Solid-
State Lighting Products

Test Report Prepared for
Cooper Lighting Solutions
(formerly Eaton)

Brand: McGRAW-EDISON

Report Number: P457056

Luminaire Tested: **GALN-SA8B-760-U-T3**

Issue Date: 1/4/2021

Test Information

Test Method: LM-79-08
Report Number: P457056
TEST IS SCALED FROM IESNA LM-79-08 TEST DATA (G3-2011-042-12)
Test Lab: INNOVATION CENTER
Issue Date: 1/4/2021
Manufacturer: COOPER LIGHTING SOLUTIONS (FORMERLY EATON)
Product Line: McGRAW-EDISON
Catalog Number: GALN-SA8B-760-U-T3
Description: GALLEON AREA AND ROADWAY LUMINAIRE
(8) 70 CRI, 5700K, 800mA LIGHTSQUARES WITH 16 LEDS EACH AND TYPE III OPTICS
Light Source: -
Ballast/Driver: ELECTRONIC DRIVER

Summary

Lumens per Lamp: N/A
Luminaire Lumens: 45565 lumens
Efficiency: N/A
Efficacy: 140.2 lumens/watt
Luminous Opening: Rectangular (W 1.5' x L: 1.5' x H: 0')
IES Classification: Type III - Short
BUG Rating: B4 - U0 - G5

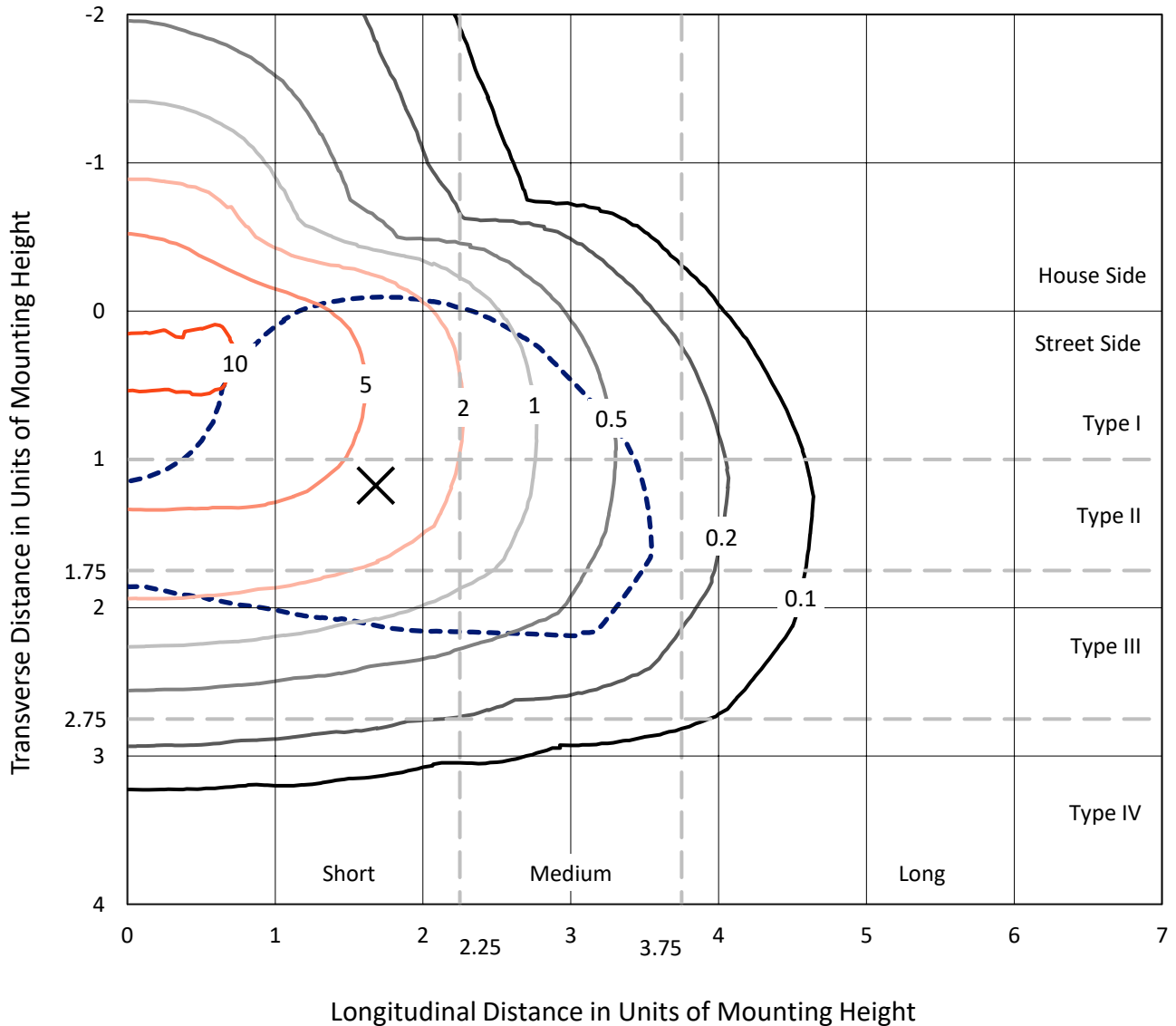
Input Watts (W): 325
Input Voltage (V): NR
Input Current (A_{in}): NR
Voltage Rise (V): NR
Power Factor: NR
Total Harmonic Distortion (THDi): NR
Frequency (hertz): 60
Stabilization Time: NR
Operation Time: NR
Ambient Temperature (°C): NR
Test Distance: 24 FT



REPORT NUMBER: P457056
 CATALOG NUMBER: GALN-SA8B-760-U-T3

Iso-Footcandle Lines of Horizontal Illumination

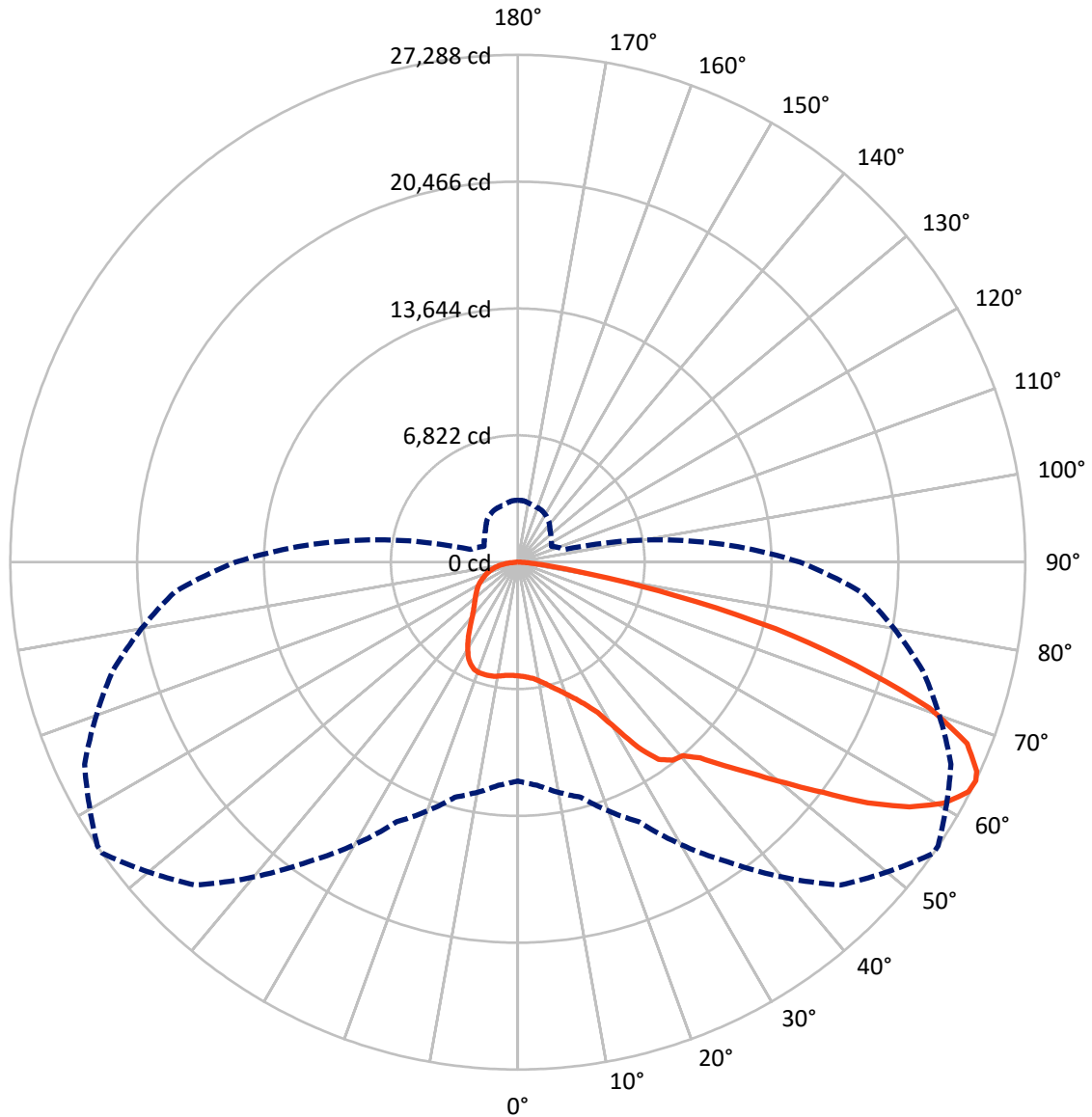
✕ Max cd
 - - - 1/2 Max cd



Based on 25 foot mounting height. Maximum calculated value = 11.2 fc
 Type III - Short - N/A

REPORT NUMBER: P457056
CATALOG NUMBER: GALN-SA8B-760-U-T3

Luminous Intensity Polar Plot



— Vertical Plane Through 55-Deg Lateral - - - Horizontal Cone Through 64-Deg Vertical

REPORT NUMBER: P457056

CATALOG NUMBER: GALN-SA8B-760-U-T3

FLUX DISTRIBUTION:

		Downward	Upward	Total
House Side	Lumens	11068.6	0.0	11068.6
	% Fixture	24.3	0.0	24.3
Street Side	Lumens	34496.4	0.0	34496.4
	% Fixture	75.7	0.0	75.7
Total	Lumens	45565.0	0.0	45565.0
	% Fixture	100.0	0.0	100.0

ZONAL LUMENS:

Zone	Lumens	% Fixture
0°-10°	594.7	1.3
10°-20°	1876.4	4.1
20°-30°	3340.5	7.3
30°-40°	5139.6	11.3
40°-50°	7285.9	16.0
50°-60°	10546.1	23.1
60°-70°	10914.1	24.0
70°-80°	5111.1	11.2
80°-90°	756.6	1.7
90°-100°	0.0	0.0
100°-110°	0.0	0.0
110°-120°	0.0	0.0
120°-130°	0.0	0.0
130°-140°	0.0	0.0
140°-150°	0.0	0.0
150°-160°	0.0	0.0
160°-170°	0.0	0.0
170°-180°	0.0	0.0
0°-90°	45565.0	100.0
0°-180°	45565.0	100.0

Coefficient of Utilization



REPORT NUMBER: P457056

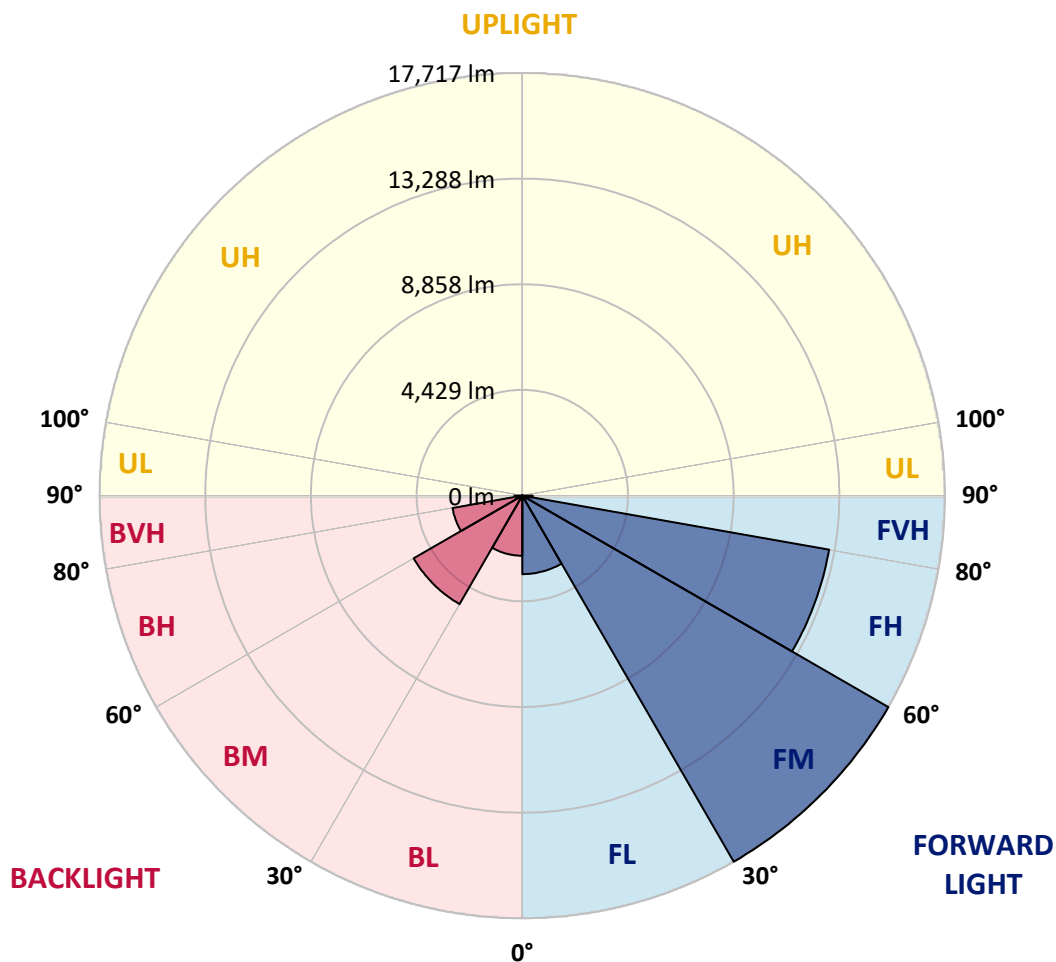
CATALOG NUMBER: GALN-SA8B-760-U-T3

LUMINAIRE CLASSIFICATION SYSTEM LUMEN TABLE AND BUG RATING:

Zone		Lumens	% Fixture	Zone Rating/Lumen Limit		
				B	U	G
FL	(0°-30°)	3290.5	7.2			
FM	(30°-60°)	17716.9	38.9			
FH	(60°-80°)	13055.7	28.7			G5
FVH	(80°-90°)	433.2	1.0			G3/500
BL	(0°-30°)	2521.0	5.5	B4/5000		
BM	(30°-60°)	5254.7	11.5	B4/8500		
BH	(60°-80°)	2969.5	6.5	B4/5000		G4/5000
BVH	(80°-90°)	323.4	0.7			G3/500
UL	(90°-100°)	0.0	0.0		U0/0	
UH	(100°-180°)	0.0	0.0		U0/0	

BUG Rating: B4-U0-G5

Type III Short





REPORT NUMBER: P457056

CATALOG NUMBER: GALN-SA8B-760-U-T3

CANDELA DISTRIBUTION (FULL):

	0°	5°	15°	25°	35°	45°	55°	56°	65°	75°	85°
0°	6113.4	6113.4	6113.4	6113.4	6113.4	6113.4	6113.4	6113.4	6113.4	6113.4	6113.4
2.5°	6182.0	6179.5	6187.1	6179.5	6184.6	6166.8	6159.2	6164.2	6156.6	6143.9	6121.1
5°	6258.2	6255.7	6258.2	6248.1	6253.1	6243.0	6225.2	6230.3	6217.6	6189.6	6156.6
7.5°	6387.8	6377.6	6377.6	6375.1	6364.9	6349.7	6337.0	6331.9	6319.2	6283.6	6232.8
10°	6555.4	6555.4	6557.9	6537.6	6550.3	6522.4	6509.7	6507.1	6463.9	6418.2	6347.1
12.5°	6776.4	6789.1	6781.4	6771.3	6766.2	6756.0	6712.9	6723.0	6674.8	6596.0	6509.7
15°	7050.7	7071.0	7058.3	7053.2	7040.5	7002.4	6984.6	6977.0	6913.5	6799.2	6684.9
17.5°	7413.9	7388.5	7378.3	7365.6	7312.3	7284.3	7253.8	7248.8	7192.9	7058.3	6880.5
20°	7731.3	7766.9	7746.6	7733.9	7680.5	7627.2	7604.3	7596.7	7548.5	7401.2	7116.7
22.5°	8109.8	8117.4	8125.0	8094.5	8069.1	8028.5	7987.9	7975.2	7957.4	7805.0	7457.0
25°	8513.6	8544.1	8518.7	8488.2	8457.7	8455.2	8493.3	8488.2	8480.6	8333.3	7909.1
27.5°	9171.4	9199.4	9207.0	9174.0	9057.1	9067.3	9153.7	9181.6	9298.4	9054.6	8490.8
30°	9542.3	9570.2	9633.7	9758.1	9943.6	10106.1	10314.4	10377.9	10489.6	10029.9	9181.6
32.5°	9770.8	9781.0	9895.3	10126.4	10682.7	11289.7	11856.1	11878.9	11950.1	11304.9	9814.0
35°	10131.5	10139.1	10230.6	10484.6	11137.3	12148.2	13024.4	13052.4	12993.9	11701.1	10108.7
37.5°	10576.0	10596.3	10654.7	10865.5	11645.3	12866.9	13509.5	13489.2	12971.1	12016.1	10629.3
40°	11223.6	11223.6	11155.1	11439.5	12181.2	13278.4	13679.7	13644.1	13507.0	12927.9	11421.8
42.5°	11795.1	11785.0	11947.5	12140.5	12851.7	13913.4	14393.4	14451.8	14677.9	14073.4	12323.4
45°	12539.3	12585.0	12676.5	13027.0	13992.1	14997.9	15617.6	15673.5	15993.5	15422.0	13377.5
47.5°	13291.1	13306.3	13593.3	14060.7	15404.3	16468.5	16976.4	17067.9	17360.0	16999.3	14512.8
50°	13824.5	13969.2	14429.0	15165.5	16859.6	18261.6	18657.8	18767.0	19282.6	18716.2	15836.0
52.5°	14388.3	14530.6	15091.9	16214.5	18530.8	20095.4	20583.0	20656.7	21192.6	20453.5	17189.8
55°	14870.9	15003.0	15640.5	17144.1	19861.7	21967.3	22851.1	22764.8	23021.3	21792.0	18233.7
57.5°	14949.6	15056.3	15858.9	17738.4	20862.4	23572.5	24839.8	24890.6	24593.5	22792.7	19094.7
60°	14340.1	14558.5	15480.5	17674.9	21312.0	24690.0	26323.1	26358.7	25515.5	23305.8	19437.6
62.5°	13260.6	13237.8	14352.8	16653.9	20682.1	24944.0	27196.8	27158.7	25876.1	23059.4	19104.8
64°	11769.7	12044.0	13085.4	15399.2	19666.2	24552.8	27288.3	27268.0	25703.4	22546.4	18538.5
65°	10860.4	10845.2	11873.9	14373.1	18655.3	23963.6	27125.7	27097.8	25342.7	22086.6	18099.1
67.5°	7840.6	7876.1	8892.1	11091.6	15165.5	21659.9	26066.6	25962.5	23920.4	20562.7	16427.8
70°	4749.5	4769.9	5567.4	7358.0	10885.8	17509.8	23496.3	23501.3	21743.8	18287.0	13981.9
72.5°	2501.8	2555.1	2875.1	4178.1	6611.3	12285.3	19061.7	19513.8	18668.0	15607.5	11045.9
75°	1391.8	1399.5	1625.5	2059.8	3372.9	6875.4	14327.4	14456.9	14779.5	12562.2	8168.2
77.5°	1061.7	1076.9	1148.0	1330.9	1836.3	3187.5	8671.1	9321.3	10416.0	8856.5	4660.6
80°	861.0	876.3	937.2	1046.4	1221.7	1511.2	4028.2	4378.7	5575.0	3931.7	1818.5
82.5°	670.5	660.4	739.1	810.2	889.0	894.0	1653.5	1828.7	2270.6	1691.5	787.4
85°	497.8	497.8	561.3	546.1	574.0	523.2	728.9	805.1	909.3	718.8	365.7
87.5°	198.1	218.4	368.3	330.2	256.5	205.7	269.2	284.5	314.9	281.9	152.4
90°	0.0	0.0	0.0	0.0	0.0	0.0	0.0	0.0	0.0	0.0	0.0



REPORT NUMBER: P457056
 CATALOG NUMBER: GALN-SA8B-760-U-T3

CANDELA DISTRIBUTION (continued):

	90°	95°	105°	115°	125°	135°	145°	155°	165°	175°	180°
0°	6113.4	6113.4	6113.4	6113.4	6113.4	6113.4	6113.4	6113.4	6113.4	6113.4	6113.4
2.5°	6123.6	6131.2	6113.4	6100.7	6095.7	6088.0	6080.4	6083.0	6093.1	6103.3	6100.7
5°	6154.1	6156.6	6126.1	6110.9	6100.7	6090.6	6090.6	6098.2	6118.5	6133.8	6133.8
7.5°	6230.3	6230.3	6187.1	6159.2	6143.9	6126.1	6121.1	6123.6	6138.8	6159.2	6161.7
10°	6349.7	6339.5	6283.6	6240.4	6212.5	6169.3	6131.2	6110.9	6118.5	6131.2	6131.2
12.5°	6494.4	6466.5	6395.4	6337.0	6268.4	6187.1	6108.4	6067.7	6065.2	6077.9	6072.8
15°	6649.4	6618.9	6519.8	6413.2	6293.8	6174.4	6080.4	6022.0	5976.3	5963.6	5991.5
17.5°	6829.7	6766.2	6629.0	6481.7	6303.9	6149.0	6001.7	5882.3	5801.0	5778.2	5785.8
20°	7048.1	6964.3	6778.9	6547.8	6296.3	6057.6	5829.0	5669.0	5536.9	5496.3	5501.3
22.5°	7350.4	7205.6	6933.8	6580.8	6232.8	5884.9	5567.4	5359.1	5199.1	5135.6	5173.7
25°	7693.2	7535.8	7081.1	6573.2	6067.7	5608.0	5257.5	4985.7	4841.0	4747.0	4767.3
27.5°	8165.7	7886.3	7238.6	6504.6	5831.5	5270.2	4863.8	4607.3	4475.2	4427.0	4449.8
30°	8770.1	8340.9	7408.8	6319.2	5458.2	4843.5	4467.6	4300.0	4221.3	4160.3	4180.6
32.5°	9207.0	8660.9	7446.9	6006.8	5054.3	4454.9	4198.4	4073.9	3987.6	3929.2	3941.9
35°	9519.4	8932.7	7429.1	5623.3	4632.7	4134.9	3985.0	3883.4	3743.8	3616.8	3593.9
37.5°	9938.5	9273.0	7299.6	5204.2	4216.2	3919.0	3812.3	3624.4	3423.7	3253.6	3245.9
40°	10581.1	9671.8	7022.7	4711.4	3860.6	3759.0	3629.5	3385.6	3169.7	3032.6	3022.4
42.5°	11244.0	10040.1	6646.8	4193.3	3568.5	3591.4	3433.9	3192.6	3060.5	2971.6	2961.5
45°	12054.2	10438.8	6240.4	3743.8	3352.6	3433.9	3263.7	3124.0	3045.3	2986.9	2971.6
47.5°	12930.4	10847.8	5783.3	3339.9	3169.7	3289.1	3192.6	3129.1	3085.9	3045.3	3027.5
50°	13875.3	11304.9	5354.0	3014.8	3004.7	3139.3	3185.0	3162.1	3136.7	3124.0	3108.8
52.5°	14911.5	11772.3	4993.4	2786.2	2859.9	3032.6	3187.5	3205.3	3205.3	3197.7	3187.5
55°	15612.5	12097.4	4627.6	2600.8	2712.6	2946.2	3182.4	3251.0	3276.4	3266.3	3256.1
57.5°	16130.7	12275.2	4167.9	2440.8	2588.1	2862.4	3154.5	3256.1	3281.5	3294.2	3289.1
60°	16237.3	12110.1	3566.0	2273.2	2453.5	2740.5	3052.9	3179.9	3212.9	3291.7	3299.3
62.5°	15757.3	11602.1	2966.6	2108.1	2288.4	2555.1	2915.8	3093.6	3159.6	3281.5	3294.2
64°	15168.1	11033.2	2633.8	2004.0	2181.7	2451.0	2847.2	3070.7	3157.0	3319.6	3329.8
65°	14736.3	10619.2	2425.6	1937.9	2113.2	2382.4	2809.1	3078.3	3179.9	3378.0	3393.3
67.5°	13146.3	9194.3	2006.5	1783.0	1950.6	2265.6	2816.7	3141.8	3174.8	3400.9	3398.3
70°	10878.2	7319.9	1681.4	1640.8	1793.1	2171.6	2786.2	3040.2	3042.8	3192.6	3157.0
72.5°	8145.3	5409.9	1457.9	1493.4	1617.9	1948.1	2631.3	2903.1	2859.9	2880.2	2844.6
75°	5595.3	3578.7	1254.7	1336.0	1435.0	1722.0	2412.9	2636.4	2567.8	2542.4	2517.0
77.5°	2986.9	1978.6	1043.9	1181.0	1247.1	1488.4	2105.5	2321.4	2250.3	2151.3	2118.2
80°	1209.0	932.1	840.7	977.8	1015.9	1198.8	1752.5	1887.1	1833.8	1661.1	1605.2
82.5°	607.0	558.8	660.4	769.6	772.1	855.9	1302.9	1429.9	1310.6	1099.8	1051.5
85°	317.5	327.6	454.6	541.0	477.5	462.3	782.3	866.1	795.0	690.8	622.3
87.5°	114.3	132.1	238.7	236.2	167.6	88.9	172.7	83.8	45.7	27.9	35.6
90°	0.0	0.0	0.0	0.0	0.0	0.0	0.0	0.0	0.0	0.0	0.0

(END OF REPORT)